
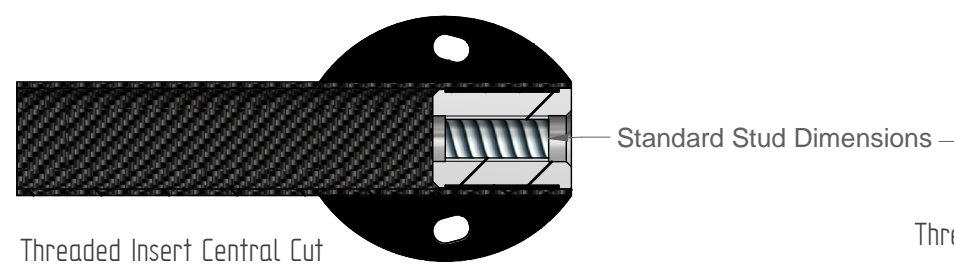
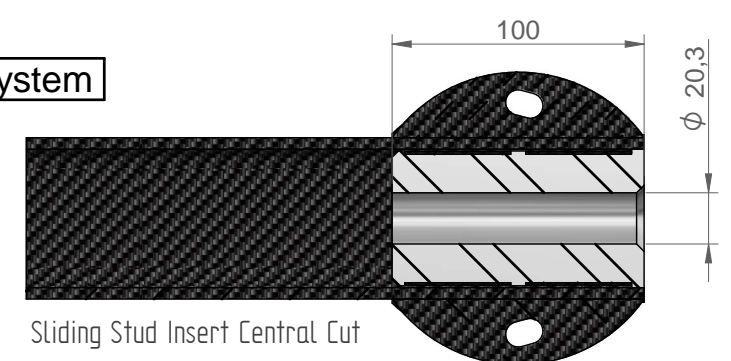
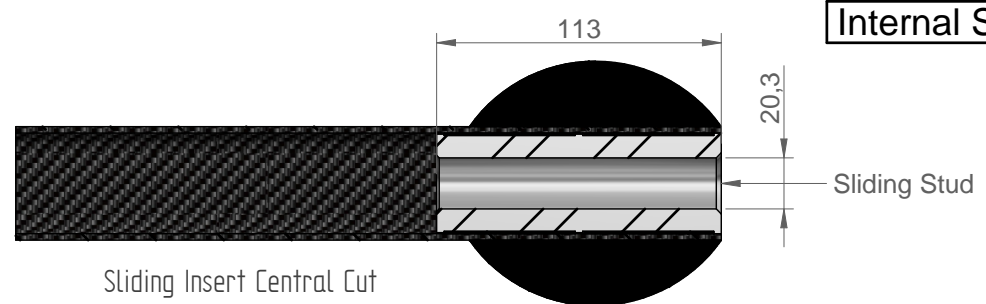


Internal System



Internal dimensions

FCLR Counter Bore Dimensions		
Model	Stud Thread	C'Bore Depth (*A)
FCLR36	M14 x 2	11.5
FCLR36	M18 x 2.5	14.5
FCLR40	M18 x 2.5	14.5

**C-TECH**

PART. \_\_\_\_\_

DISCRIPTION. **General Dimensions**

TITLE. **FCLR - Full Range**

DIMENSIONS ARE IN MILLIMETERS 0= ±0.1 0.0= ±0.1 ANGLES = ±0.1°	C-Tech reserve all rights in this document and in the information contained therein. Reproduction, use or disclosure to third parties without express authority is strictly forbidden.	REV	DESCRIPTION	DATE	APPROVED	DRAWN	DWG NO.	SHEET 1 of 1	
		A1	Released	31/08/20	CK	TM	SCALE: 1:2.5	SHEET SIZE: A3	Project No.: